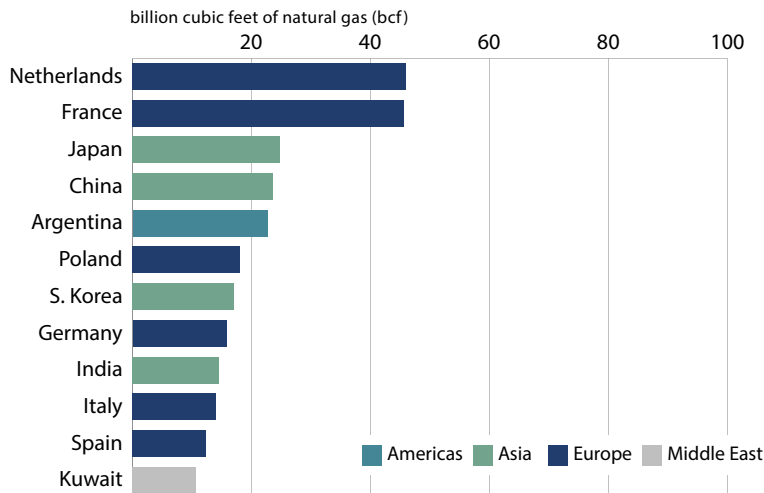


USLNG Exports: June 2023

Top Dozen USLNG Destinations - June 2023



Source: DOE LNG Monthly (Data thru June 2023)

©LNG Allies, 2023

MAJOR DEVELOPMENTS

- Will all seven USLNG liquefaction plants in operation, Q2-23 was the strongest quarter on record, surpassing Q1-22 and Q1-23.
- June cargoes were down 10.6% from May and went to a diverse swath of nations, including China and Kuwait.

TOP 5 DESTINATIONS

- Netherlands (45.9 bcf)
- France (45.6 bcf)
- Japan (24.7 bcf)
- China (23.6 bcf)
- Argentina (22.7 bcf)

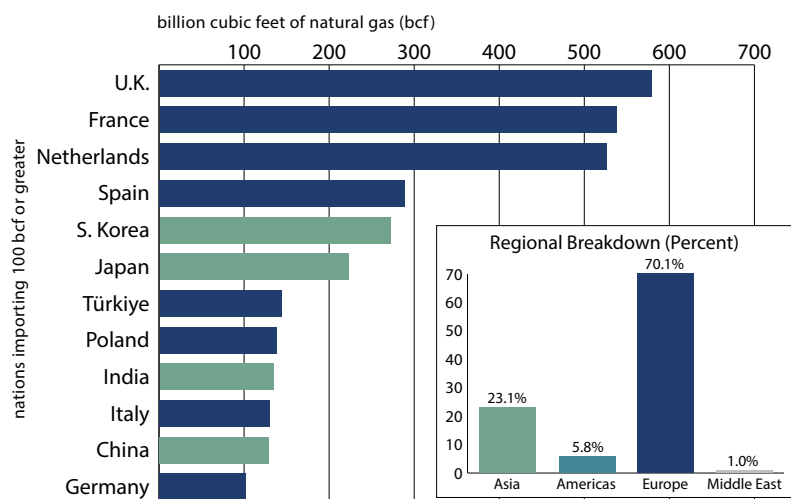
VOLUME EXPORTED

- Total exports of 327.8 bcf
- 10.6% less than May 2023
- 9.1% more than May 2022

CARGOES SHIPPED BY PORT

- 108 Cargoes
 - 29 - Cameron*
 - 28 - Sabine Pass
 - 21 - Freeport
 - 18 - Corpus Christi
 - 7 - Cove Point
 - 6 - Elba Island
- * Includes both Cameron LNG and Calcasieu Pass.

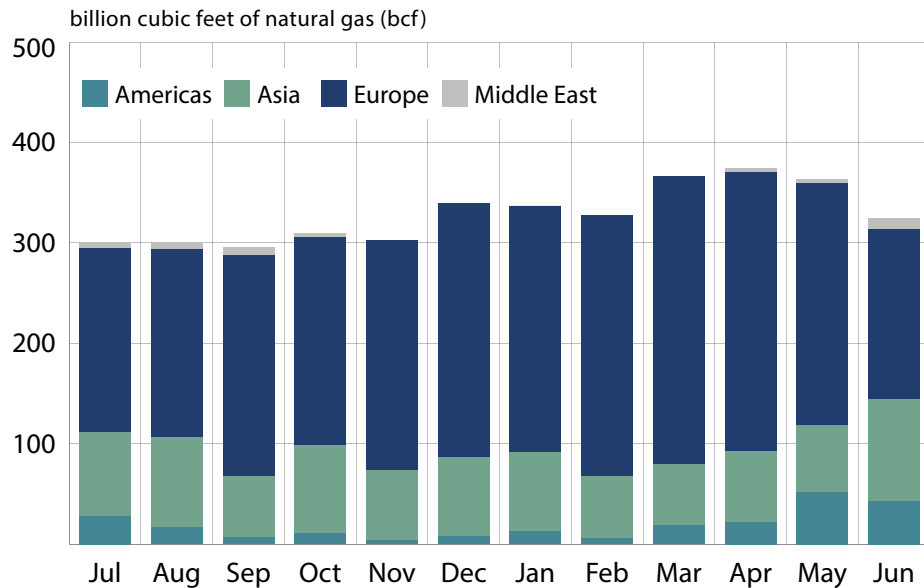
Top USLNG Destinations - Past 12 Months



Source: DOE LNG Monthly (Data thru June 2023)

©LNG Allies, 2023

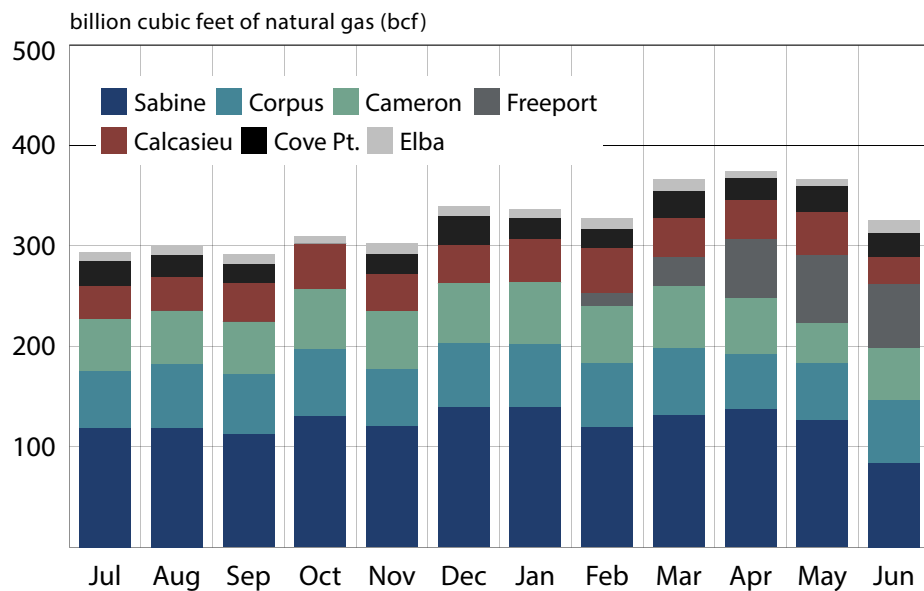
Regional Distribution of USLNG - Past 12 Months



Source: DOE LNG Monthly (Data thru June 2023)

©LNG Allies, 2023

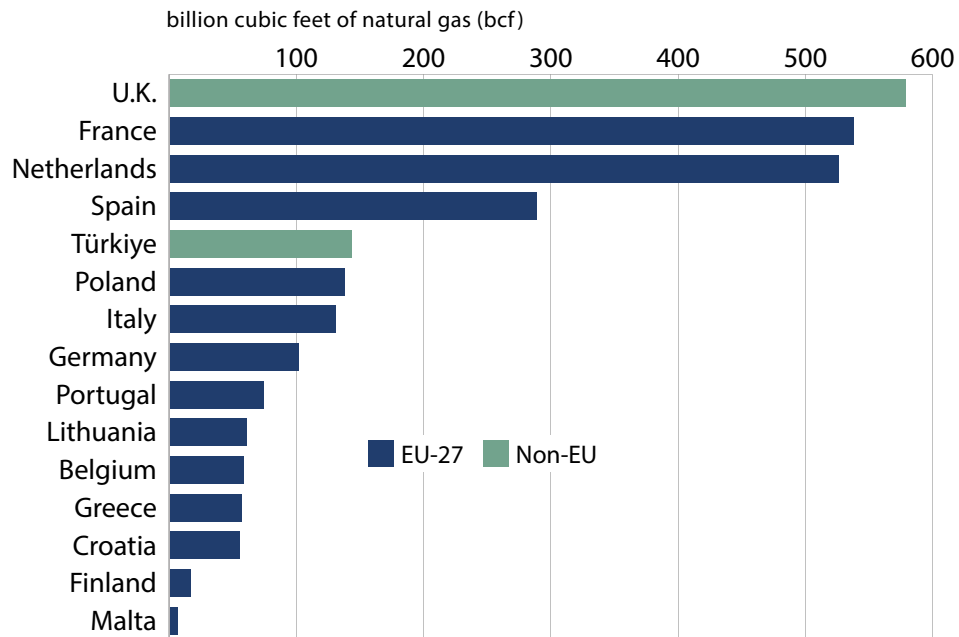
USLNG Exports by Facility - Past 12 Months



Source: DOE LNG Monthly (Data thru June 2023)

©LNG Allies, 2023

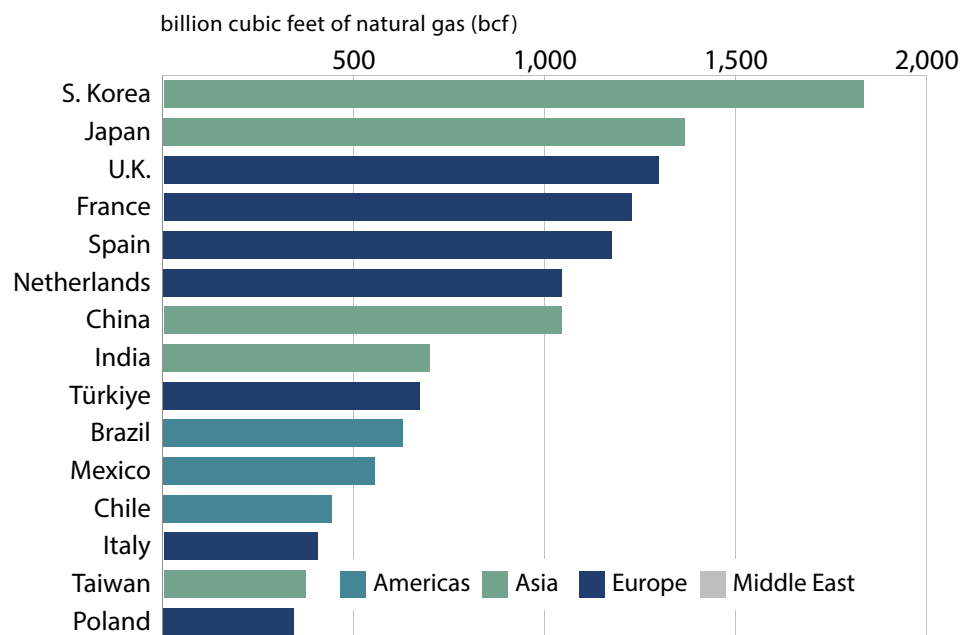
USLNG Shipments to Europe - Past 12 Months



Source: DOE LNG Monthly (Data thru June 2023)

©LNG Allies, 2023

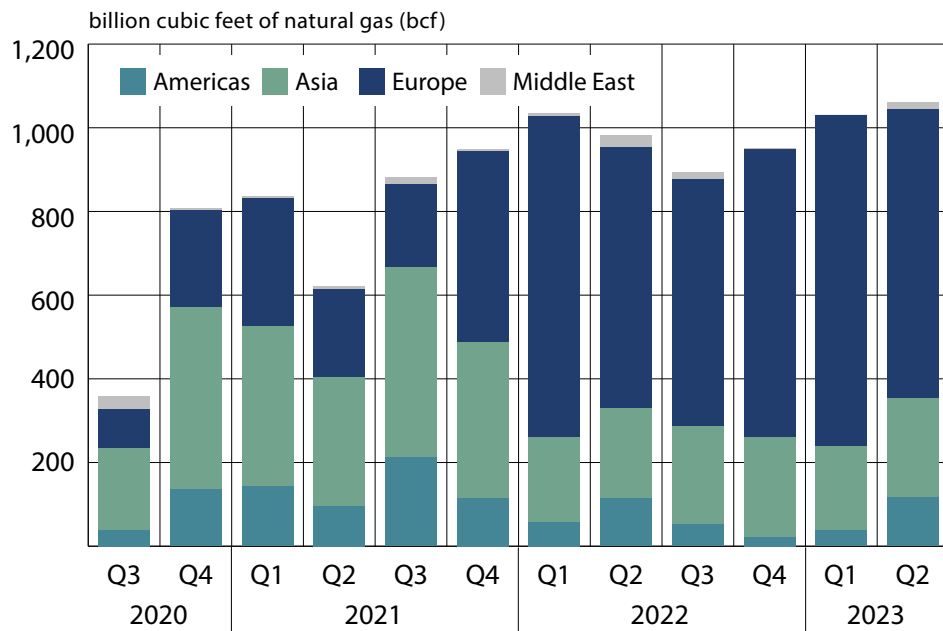
Top 15 Importers of USLNG - Since Feb. 2016



Source: DOE LNG Monthly (Data thru June 2023)

©LNG Allies, 2023

Regional Distribution of USLNG - Past 3 Years



Source: DOE LNG Monthly (Data through 30 June 2023)

©LNG Allies, 2023