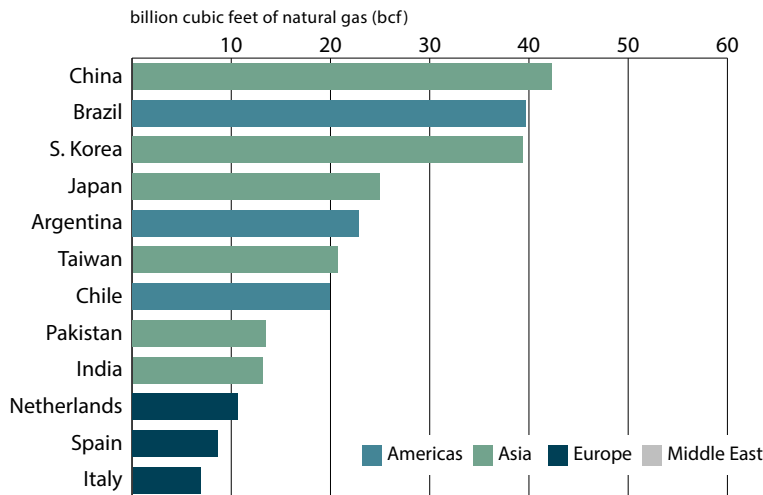


USLNG Exports: July 2021

Top 12 USLNG Destinations - July 2021



Source: DOE LNG Monthly (Data through July 2021)

©LNG Allies, 2021

MAJOR DEVELOPMENTS (JULY)

- USLNG exports were nearly 300 bcf in July with Asia, S. America, and Europe all strong markets. Unlike 2020 few (if any) USLNG cargoes were cancelled.

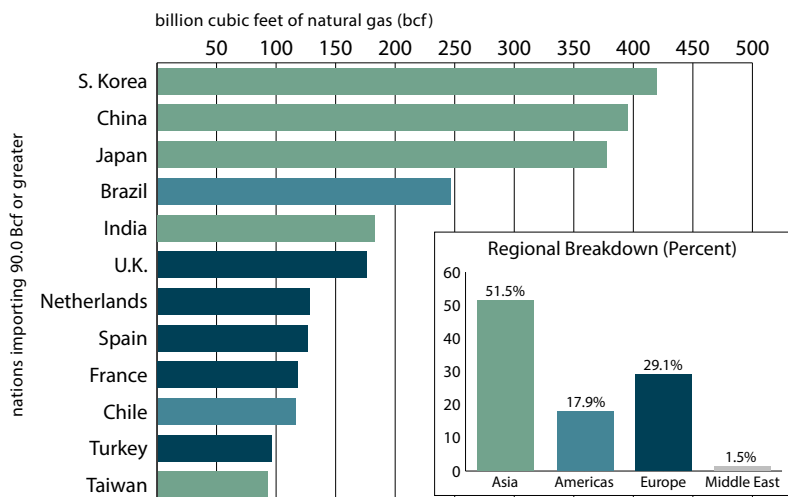
TOP 5 DESTINATIONS (JULY)

- China (42.3 bcf)
- Brazil (39.6 bcf)
- S. Korea (39.3 bcf)
- Japan (24.9 bcf)
- Argentina (22.8 bcf)

REGIONAL BREAKDOWN (JULY)

- Americas, 84.9 bcf (28.3%)
- Asia, 157.1 bcf (52.4%)
- Europe, 58.0 bcf (19.3%)
- Middle East, 0 bcf (0.0%)

Top USLNG Destinations - Past 12 Months



Source: DOE LNG Monthly (Data through July 2021)

©LNG Allies, 2021

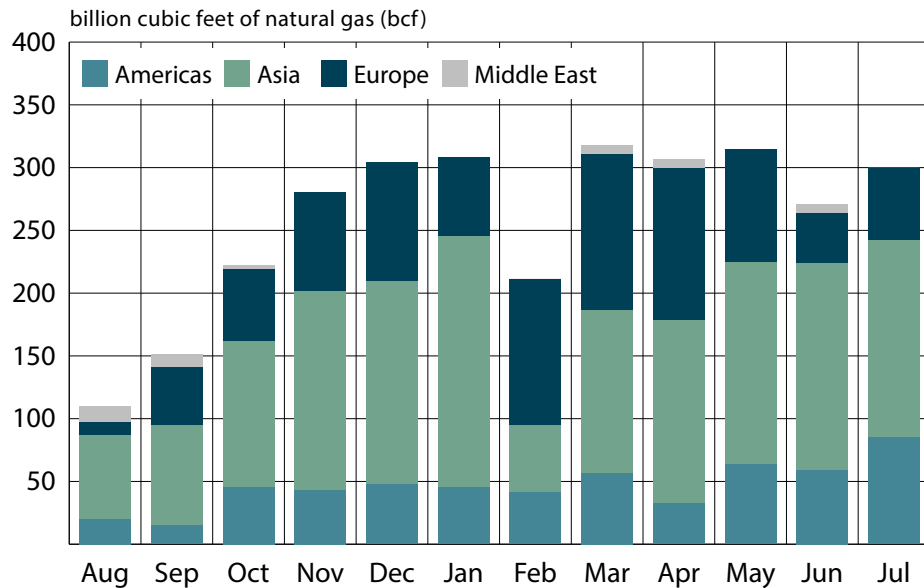
VOLUME EXPORTED (31 DAYS)

- Total exports of 299.9 bcf
- 10.6% more than June 2021
- 212.2% more than July 2020

CARGOES EXPORTED (31 DAYS)

- 97 Cargoes (+6 from June 2021)
- 29 - Sabine Pass (+1 from June)
- 21 - Freeport (unchanged)
- 21 - Corpus Christi (+1 from June)
- 17 - Cameron (+4 from June)
- 7 - Cove Point (unchanged)
- 2 - Elba Island (unchanged)

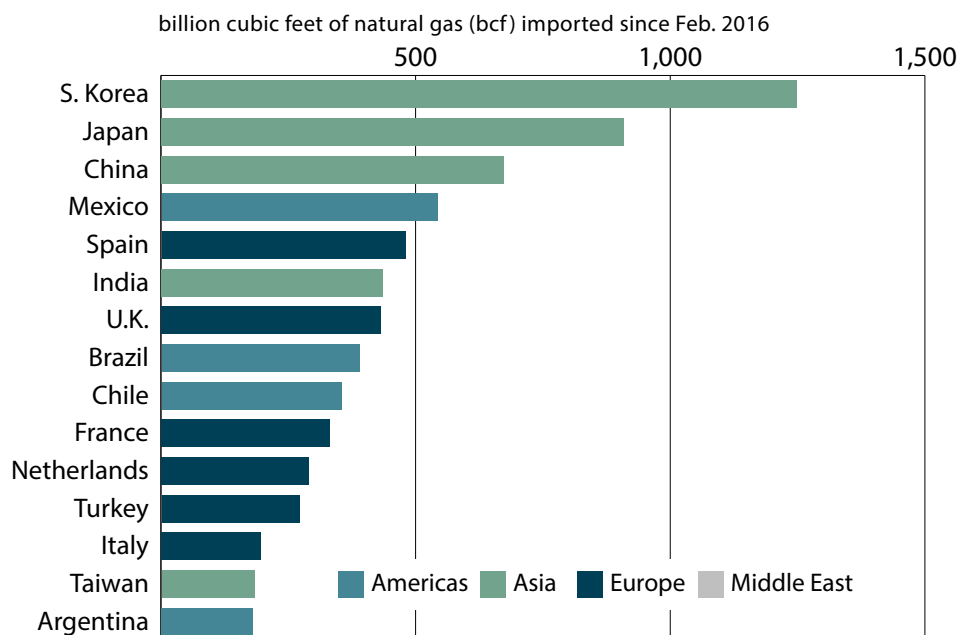
Regional Distribution of USLNG - Past 12 Months



Source: DOE LNG Monthly (Data through July 2021)

©LNG Allies, 2021

Top 15 Importers of USLNG - Since Feb. 2016



Source: DOE LNG Monthly (Data through July 2021)

©LNG Allies, 2021